

COMP2310/COMP6310

Systems, Networks, & Concurrency

Convener: Prof John Taylor

Thread-Level Parallelism

Acknowledgement of material: With changes suited to ANU needs, the slides are obtained from
Carnegie Mellon University: <https://www.cs.cmu.edu/~213/>

Today

■ Parallel Computing Hardware

- Multicore
 - Multiple separate processors on single chip
- Hyperthreading
 - Efficient execution of multiple threads on single core

■ Thread-Level Parallelism

- Splitting program into independent tasks
 - Example 1: Parallel summation
- Divide-and conquer parallelism
 - Example 2: Parallel quicksort

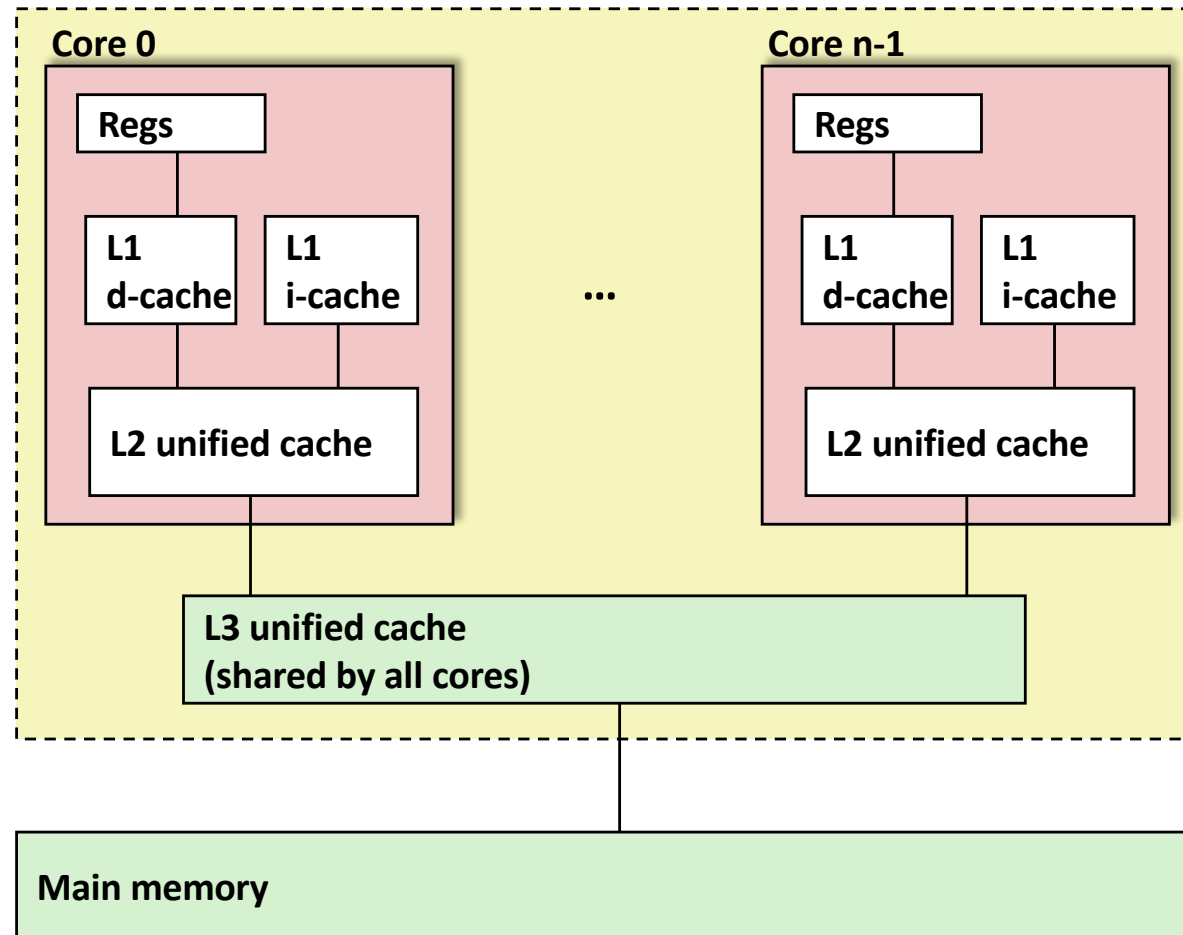
■ Consistency Models

- What happens when multiple threads are reading & writing shared state

Exploiting parallel execution

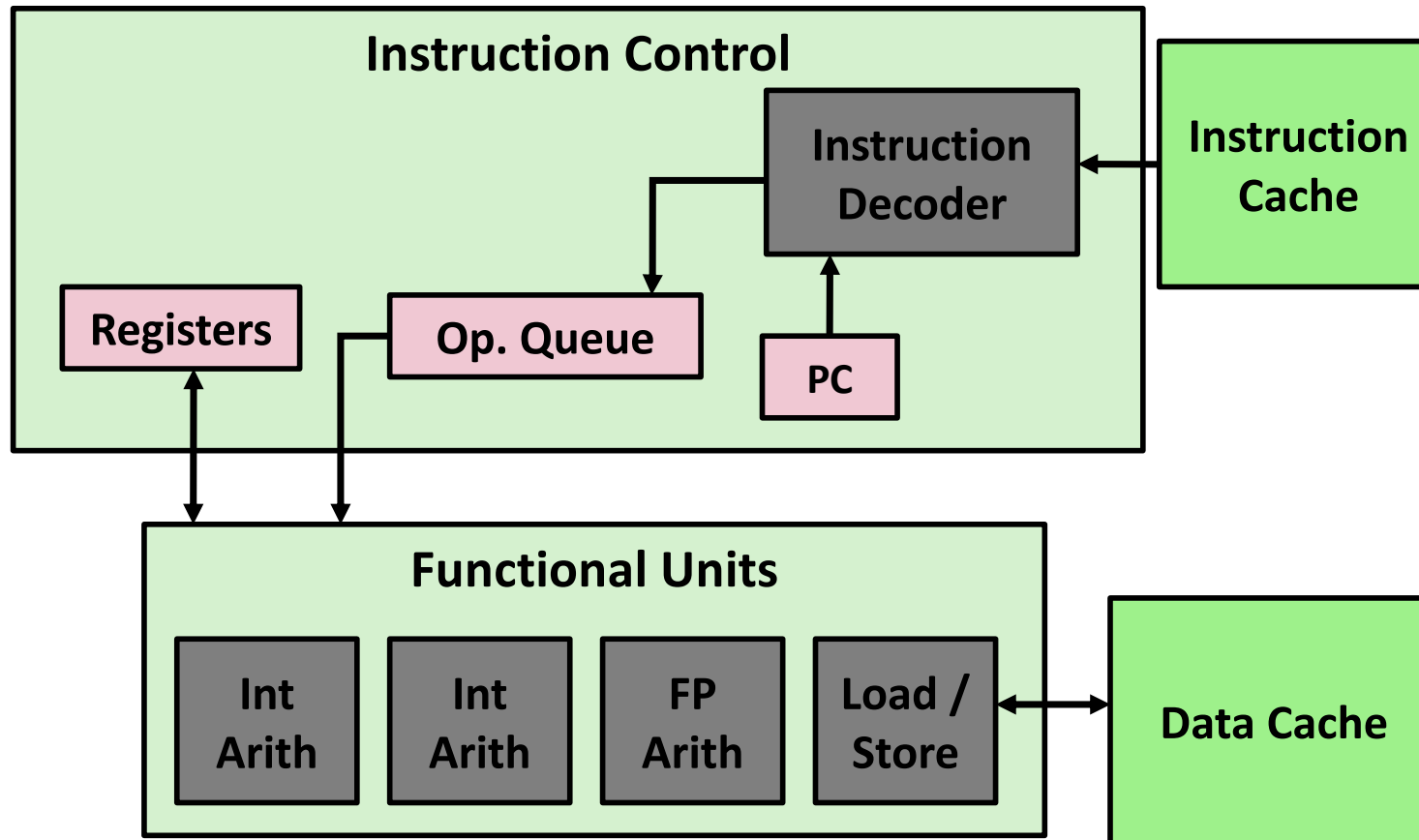
- **So far, we've used threads to deal with I/O delays**
 - e.g., one thread per client to prevent one from delaying another
- **Multi-core/Hyperthreaded CPUs offer another opportunity**
 - Spread work over threads executing in parallel
 - Happens automatically, if many independent tasks
 - e.g., running many applications or serving many clients
 - Can also write code to make one big task go faster
 - by organizing it as multiple parallel sub-tasks

Typical Multicore Processor



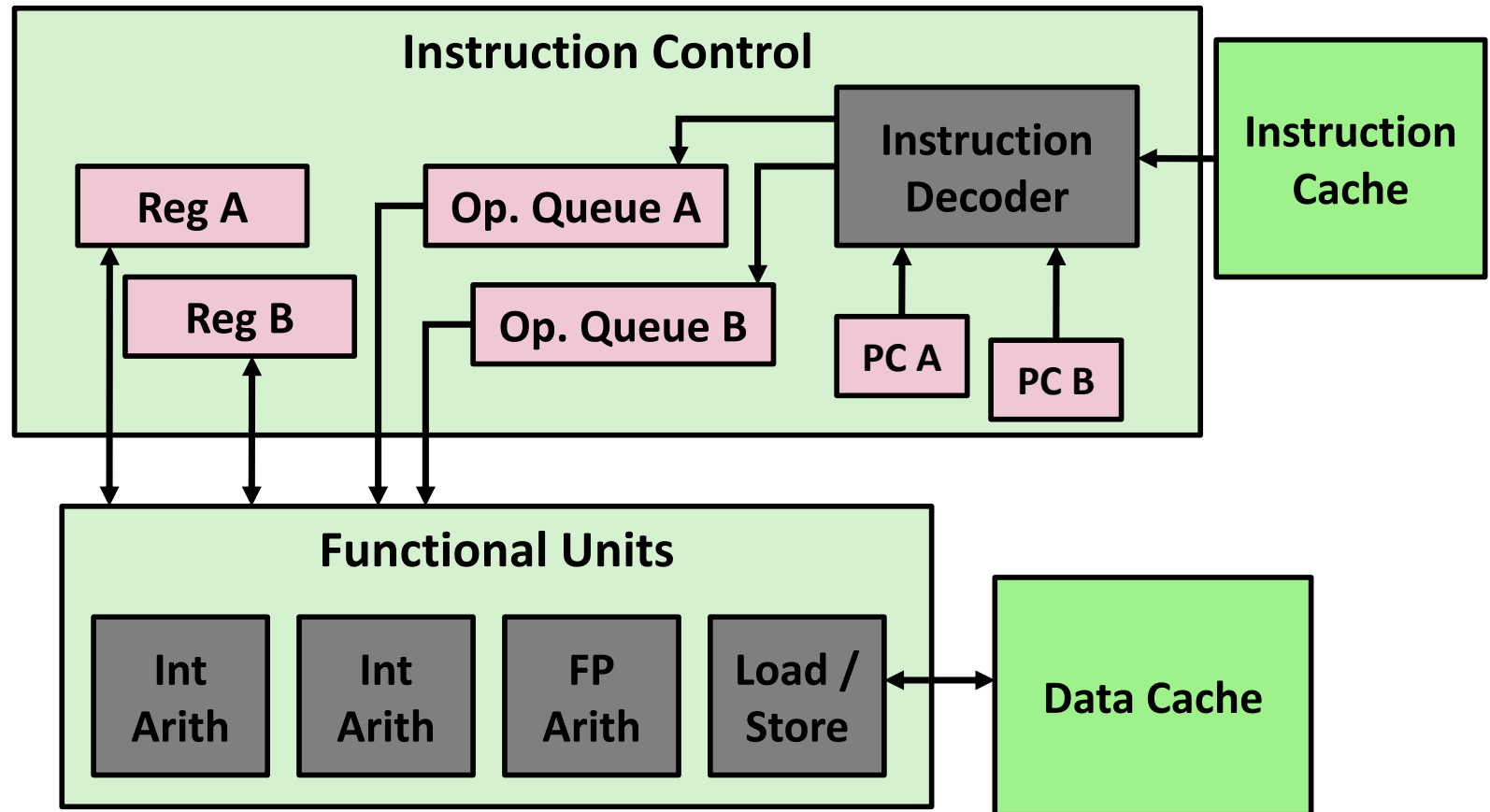
- Multiple processors operating with coherent view of memory

Out-of-Order Processor Structure



- Instruction control dynamically converts program into stream of operations
- Operations mapped onto functional units to execute in parallel

Hyperthreading Implementation



- Replicate enough instruction control to process K instruction streams
- K copies of all registers
- Share functional units

Benchmark Machine

- Get data about linux machine from `/proc/cpuinfo`
- Modern Machines
 - Intel 6960P Processor @ 2.7 GHz
 - Xeon 6, ca. 2024
 - 72 Cores
 - 144 threads, Each core can do 2x hyperthreading
 - 432MB L3 cache

[Intel Xeon 6960 processor](https://www.intel.com/content/www/us/en/products/sku/240775/intel-xeon-6960p-processor-432m-cache-2-70-ghz/specifications.html)

<https://www.intel.com/content/www/us/en/products/sku/240775/intel-xeon-6960p-processor-432m-cache-2-70-ghz/specifications.html>

Example 1: Parallel Summation

- **Sum numbers $0, \dots, n-1$**
 - Should add up to $((n-1)*n)/2$
- **Partition values $1, \dots, n-1$ into t ranges**
 - n/t values in each range
 - Each of t threads processes 1 range
 - For simplicity, assume n is a multiple of t
- **Let's consider different ways that multiple threads might work on their assigned ranges in parallel**

First attempt: psum-mutex

- Simplest approach: Threads sum into a global variable protected by a semaphore mutex.

```
void *sum_mutex(void *vargp); /* Thread routine */

/* Global shared variables */
long gsum = 0;                /* Global sum */
long nelems_per_thread;      /* Number of elements to sum */
sem_t mutex;                  /* Mutex to protect global sum */

int main(int argc, char **argv)
{
    long i, nelems, log_nelems, nthreads, myid[MAXTHREADS];
    pthread_t tid[MAXTHREADS];

    /* Get input arguments */
    nthreads = atoi(argv[1]);
    log_nelems = atoi(argv[2]);
    nelems = (1L << log_nelems);
    nelems_per_thread = nelems / nthreads;
    sem_init(&mutex, 0, 1);
}
```

psum-mutex.c

psum-mutex (cont)

- Simplest approach: Threads sum into a global variable protected by a semaphore mutex.

```
/* Create peer threads and wait for them to finish */
for (i = 0; i < nthreads; i++) {
    myid[i] = i;
    Pthread_create(&tid[i], NULL, sum_mutex, &myid[i]);
}
for (i = 0; i < nthreads; i++)
    Pthread_join(tid[i], NULL);

/* Check final answer */
if (gsum != (nelems * (nelems-1))/2)
    printf("Error: result=%ld\n", gsum);

return 0;
}
```

psum-mutex.c

psum-mutex Thread Routine

- Simplest approach: Threads sum into a global variable protected by a semaphore mutex.

```
/* Thread routine for psum-mutex.c */
void *sum_mutex(void *vargp)
{
    long myid = *((long *)vargp);          /* Extract thread ID */
    long start = myid * nelems_per_thread; /* Start element index */
    long end = start + nelems_per_thread;  /* End element index */
    long i;

    for (i = start; i < end; i++) {
        P(&mutex);
        gsum += i;
        V(&mutex);
    }
    return NULL;
}
```

psum-mutex.c

psum-mutex Performance

- For a test machine with 8 cores, $n=2^{31}$

Threads (Cores)	1 (1)	2 (2)	4 (4)	8 (8)	16 (8)
psum-mutex (secs)	51	456	790	536	681

- **Nasty surprise:**
 - Single thread is very slow
 - Gets slower as we use more cores

Next Attempt: psum-array

- Peer thread `i` sums into global array element `psum[i]`
- Main waits for threads to finish, then sums elements of `psum`
- Eliminates need for mutex synchronization

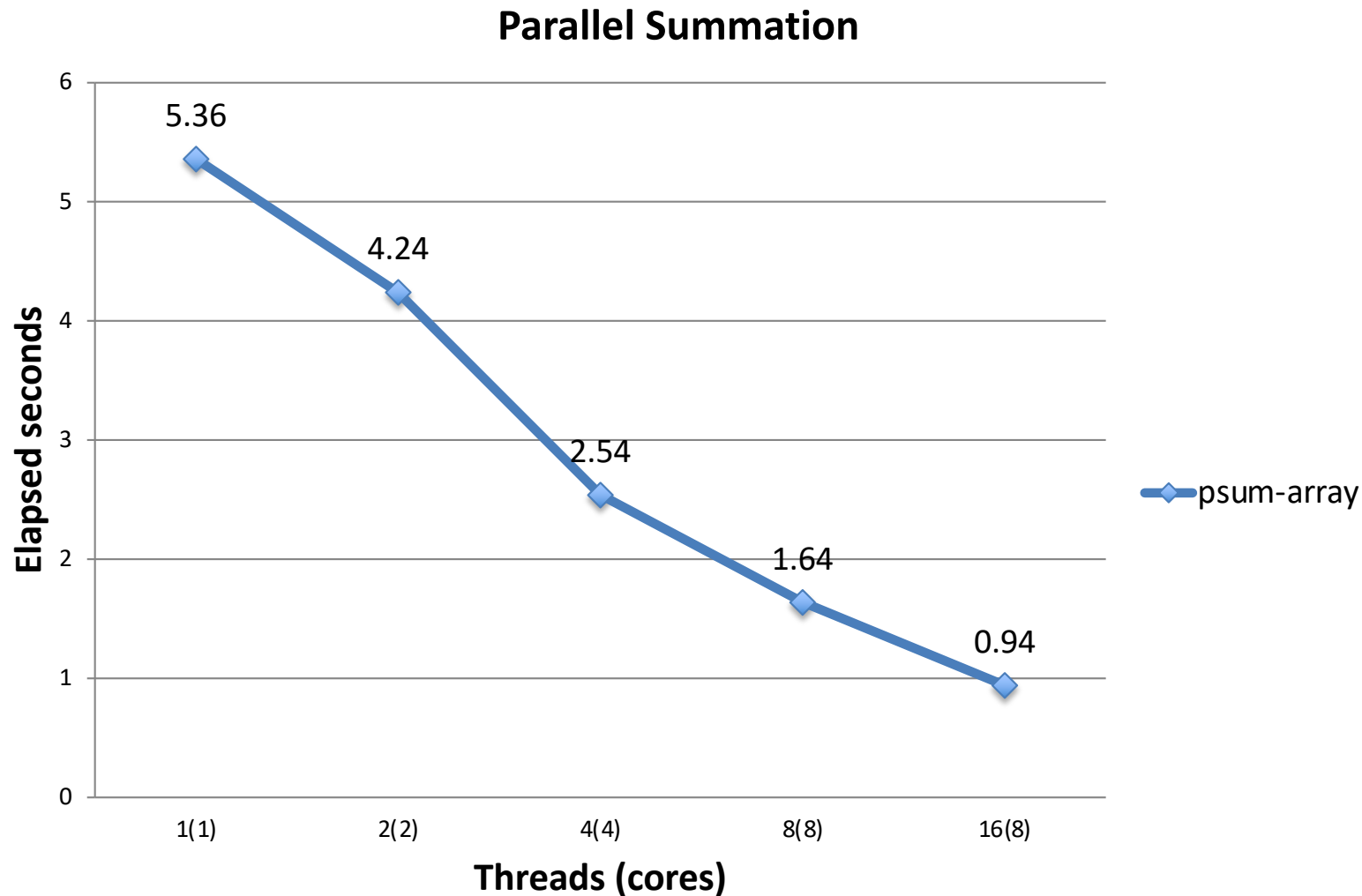
```
/* Thread routine for psum-array.c */
void *sum_array(void *vargp)
{
    long myid = *((long *)vargp);          /* Extract thread ID */
    long start = myid * nelems_per_thread; /* Start element index */
    long end = start + nelems_per_thread;  /* End element index */
    long i;

    for (i = start; i < end; i++) {
        psum[myid] += i;
    }
    return NULL;
}
```

psum-array.c

psum-array Performance

- Orders of magnitude faster than psum-mutex



Next Attempt: psum-local

- Reduce memory references by having peer thread i sum into a local variable (register)

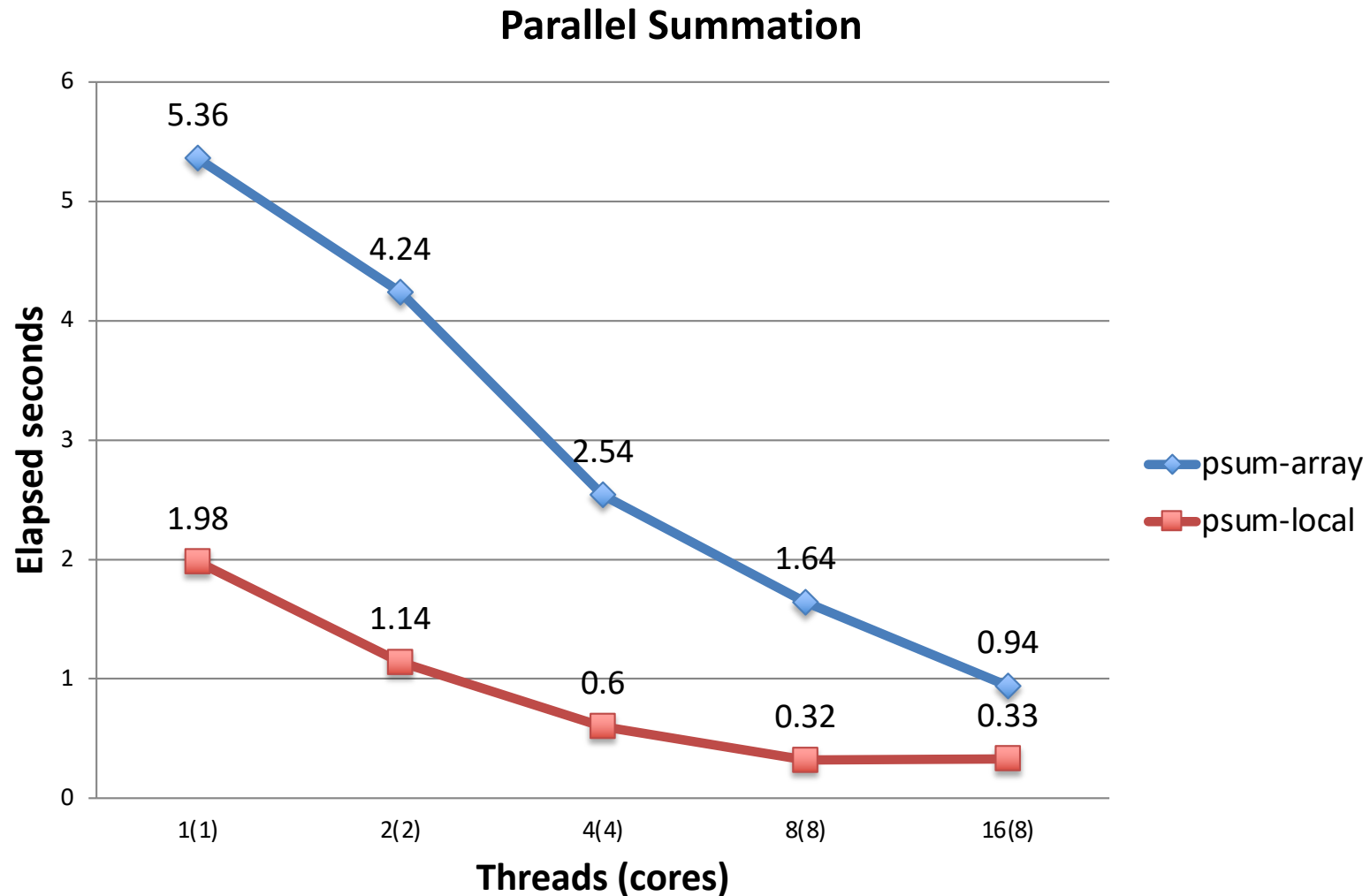
```
/* Thread routine for psum-local.c */
void *sum_local(void *vargp)
{
    long myid = *((long *)vargp);          /* Extract thread ID */
    long start = myid * nelems_per_thread; /* Start element index */
    long end = start + nelems_per_thread;  /* End element index */
    long i, sum = 0;

    for (i = start; i < end; i++) {
        sum += i;
    }
    psum[myid] = sum;
    return NULL;
}
```

psum-local.c

psum-local Performance

- Significantly faster than psum-array



Characterizing Parallel Program Performance

- p processor cores, T_k is the running time using k cores
- **Def. Speedup:** $S_p = T_1 / T_p$
 - S_p is *relative speedup* if T_1 is running time of parallel version of the code running on 1 core.
 - S_p is *absolute speedup* if T_1 is running time of sequential version of code running on 1 core.
 - Absolute speedup is a much truer measure of the benefits of parallelism.
- **Def. Efficiency:** $E_p = S_p / p = T_1 / (pT_p)$
 - Reported as a percentage in the range (0, 100].
 - Measures the overhead due to parallelization

Performance of `psum-local`

Threads (t)	1	2	4	8	16
Cores (p)	1	2	4	8	8
Running time (T_p)	1.98	1.14	0.60	0.32	0.33
Speedup (S_p)	1	1.74	3.30	6.19	6.00
Efficiency (E_p)	100%	87%	82%	77%	75%

- Efficiencies OK, not great
- Our example is easily parallelizable
- Real codes are often much harder to parallelize
 - e.g., parallel quicksort later in this lecture

Amdahl's Law

- Gene Amdahl (Nov. 16, 1922 – Nov. 10, 2015)
- **Captures the difficulty of using parallelism to speed things up.**
- **Overall problem**
 - T Total sequential time required
 - p Fraction of total that can be sped up ($0 \leq p \leq 1$)
 - k Speedup factor
- **Resulting Performance**
 - $T_k = pT/k + (1-p)T$
 - Portion which can be sped up runs k times faster
 - Portion which cannot be sped up stays the same
 - Least possible running time:
 - $k = \infty$
 - $T_\infty = (1-p)T$

Amdahl's Law Example

■ Overall problem

- $T = 10$ Total time required
- $p = 0.9$ Fraction of total which can be sped up
- $k = 9$ Speedup factor

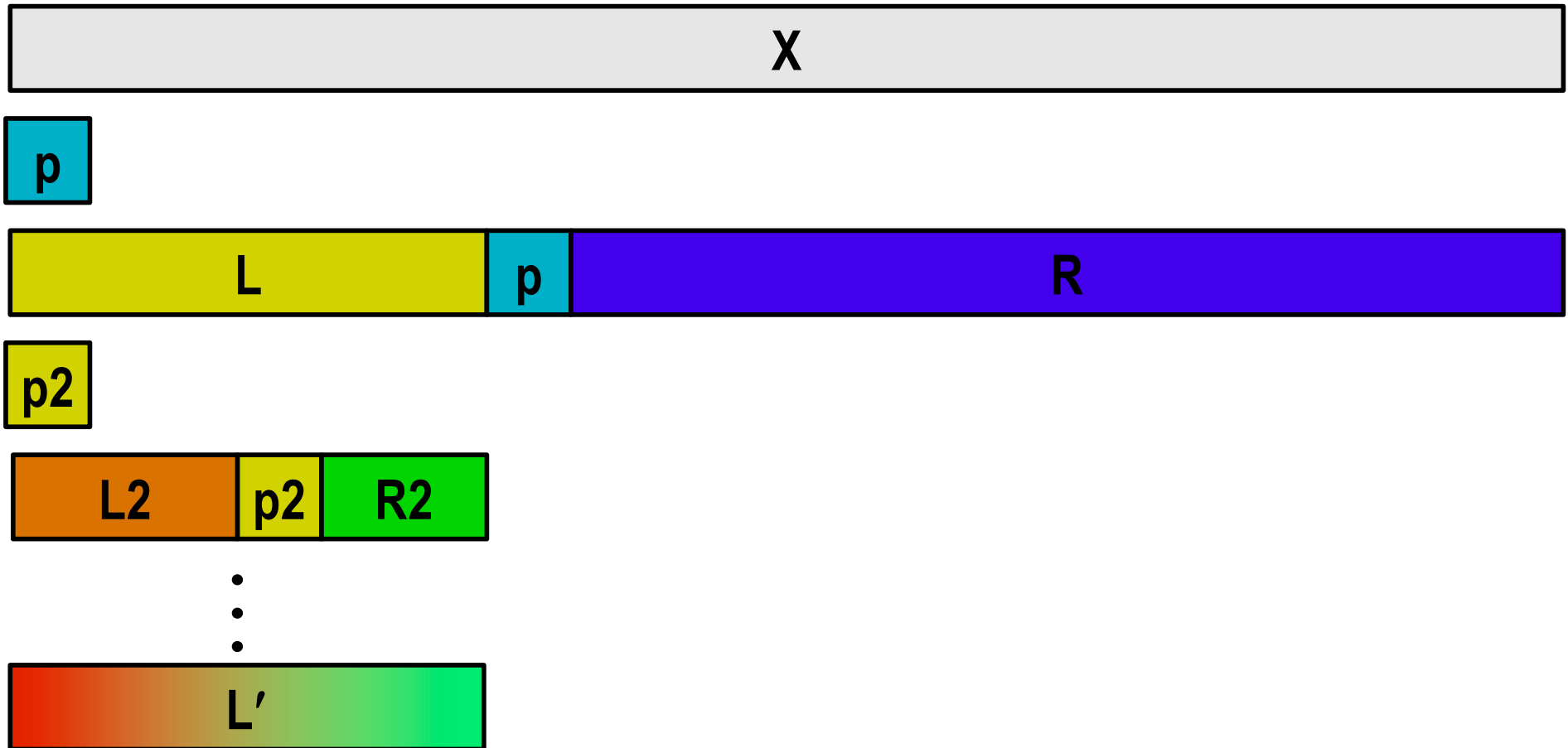
■ Resulting Performance

- $T_9 = 0.9 * 10/9 + 0.1 * 10 = 1.0 + 1.0 = 2.0$
- Least possible running time:
 - $T_\infty = 0.1 * 10.0 = 1.0$

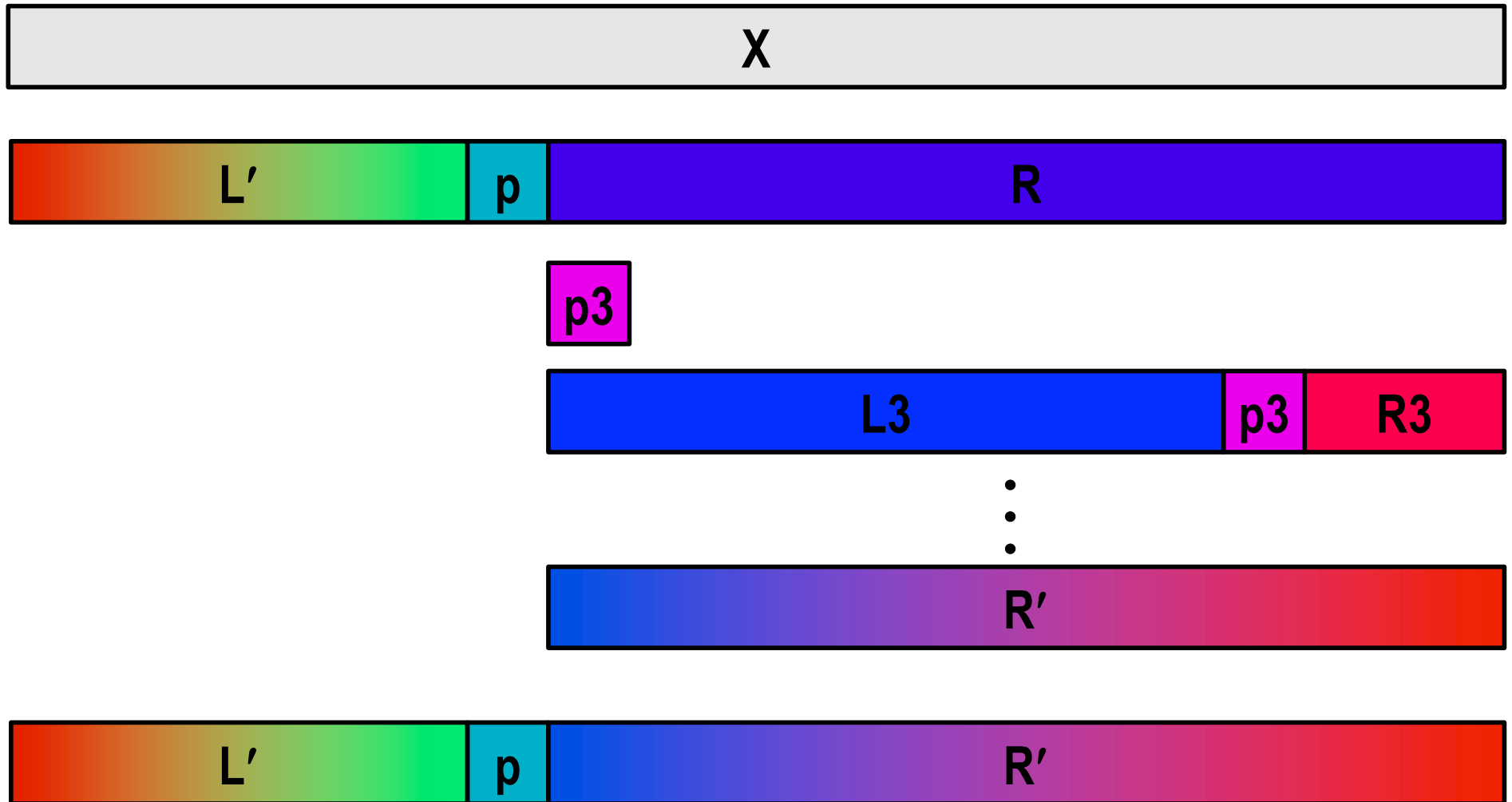
A More Substantial Example: Sort

- Sort set of N random numbers
- Multiple possible algorithms
 - Use parallel version of quicksort
- Sequential quicksort of set of values X
 - Choose “pivot” p from X
 - Rearrange X into
 - L : Values $\leq p$
 - R : Values $\geq p$
 - Recursively sort L to get L'
 - Recursively sort R to get R'
 - Return $L' : p : R'$

Sequential Quicksort Visualized



Sequential Quicksort Visualized



Sequential Quicksort Code

```
void qsort_serial(data_t *base, size_t nele) {
    if (nele <= 1)
        return;
    if (nele == 2) {
        if (base[0] > base[1])
            swap(base, base+1);
        return;
    }

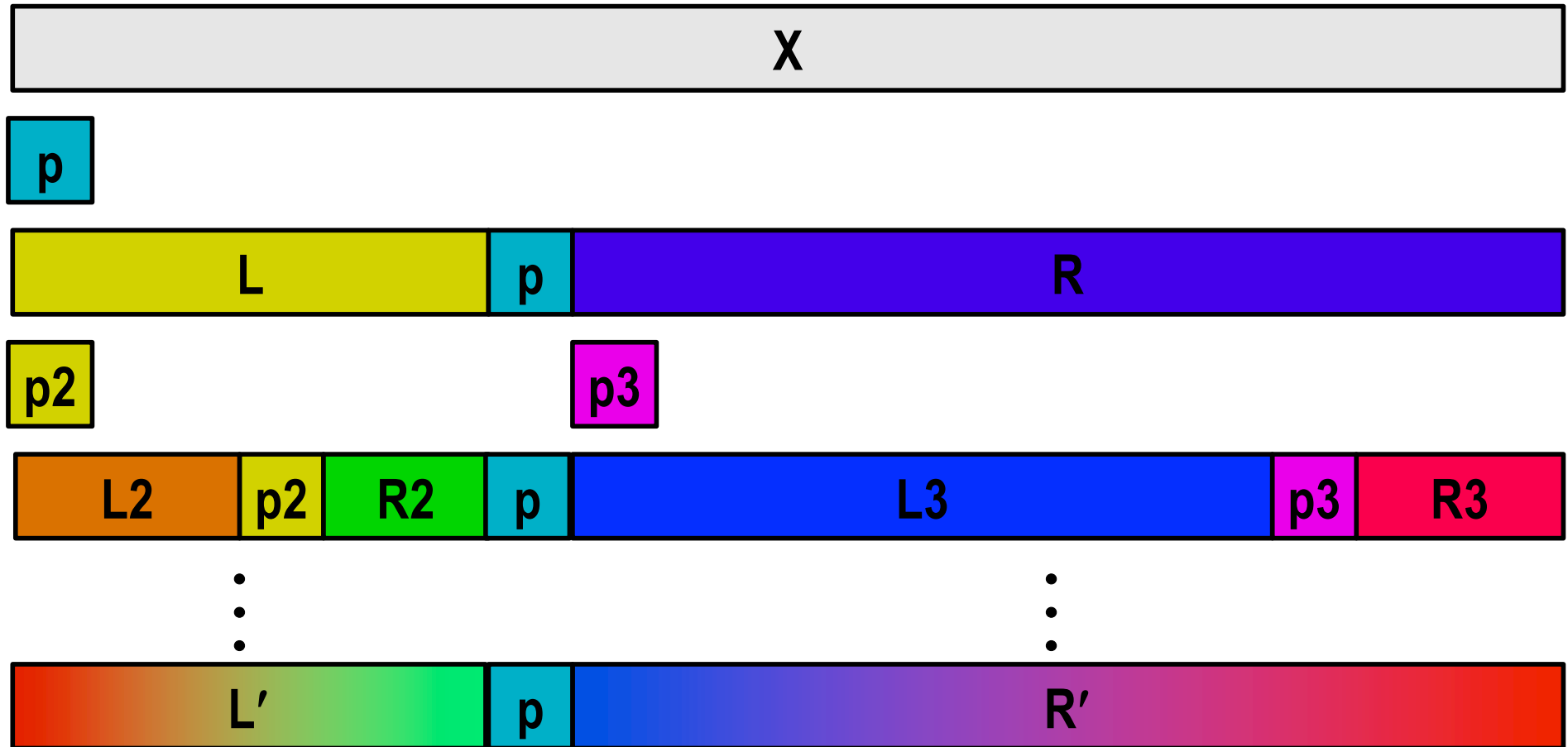
    /* Partition returns index of pivot */
    size_t m = partition(base, nele);
    if (m > 1)
        qsort_serial(base, m);
    if (nele-1 > m+1)
        qsort_serial(base+m+1, nele-m-1);
}
```

- **Sort nele elements starting at base**
 - Recursively sort L or R if has more than one element

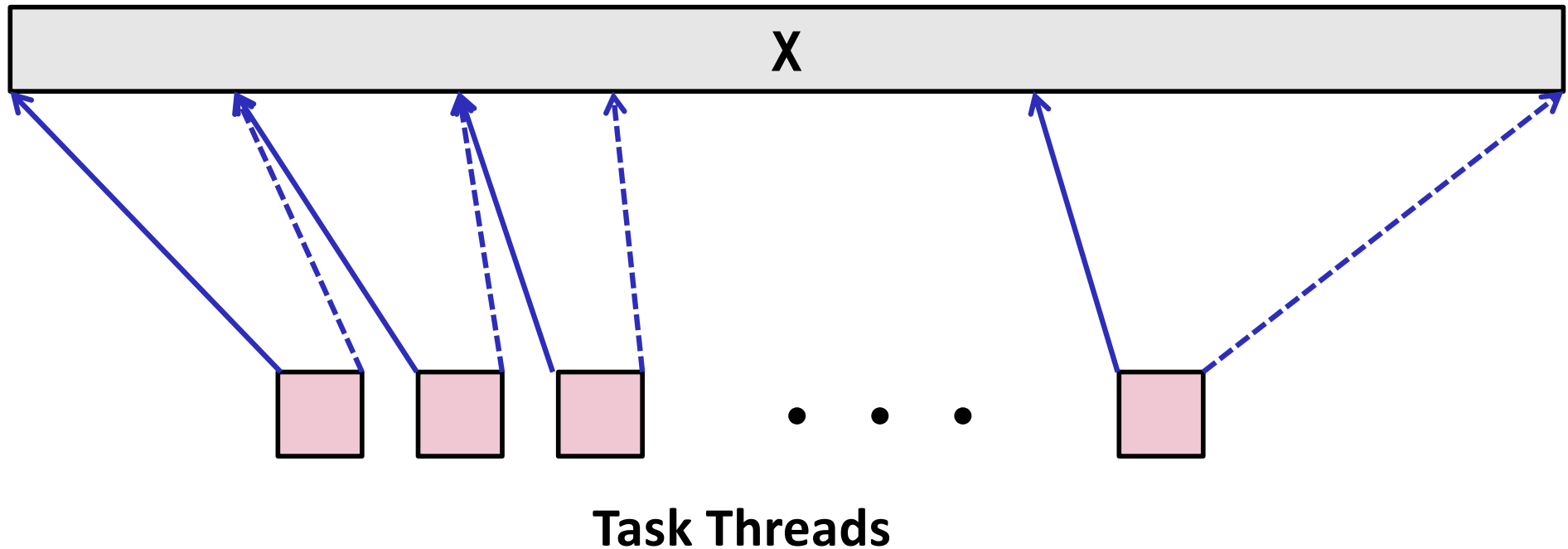
Parallel Quicksort

- **Parallel quicksort of set of values X**
 - If $N \leq N_{\text{thresh}}$, do sequential quicksort
 - Else
 - Choose “pivot” p from X
 - Rearrange X into
 - L : Values $\leq p$
 - R : Values $\geq p$
 - Recursively spawn separate threads
 - Sort L to get L'
 - Sort R to get R'
 - Return $L' : p : R'$

Parallel Quicksort Visualized

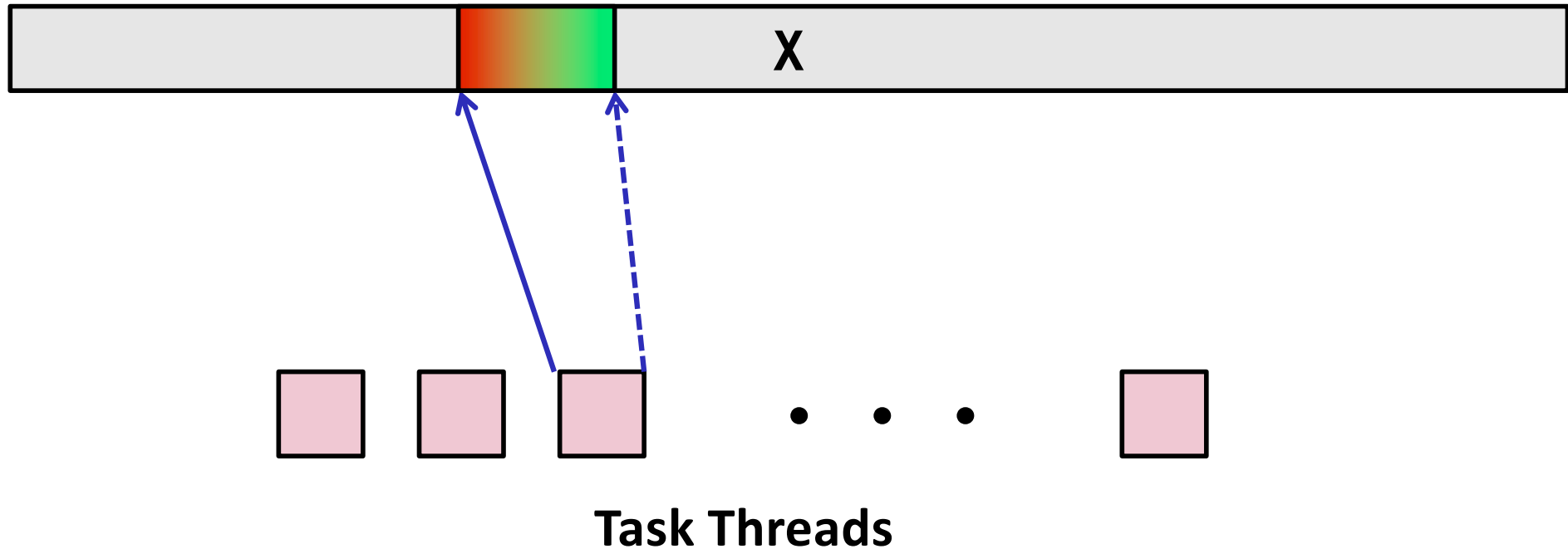


Thread Structure: Sorting Tasks



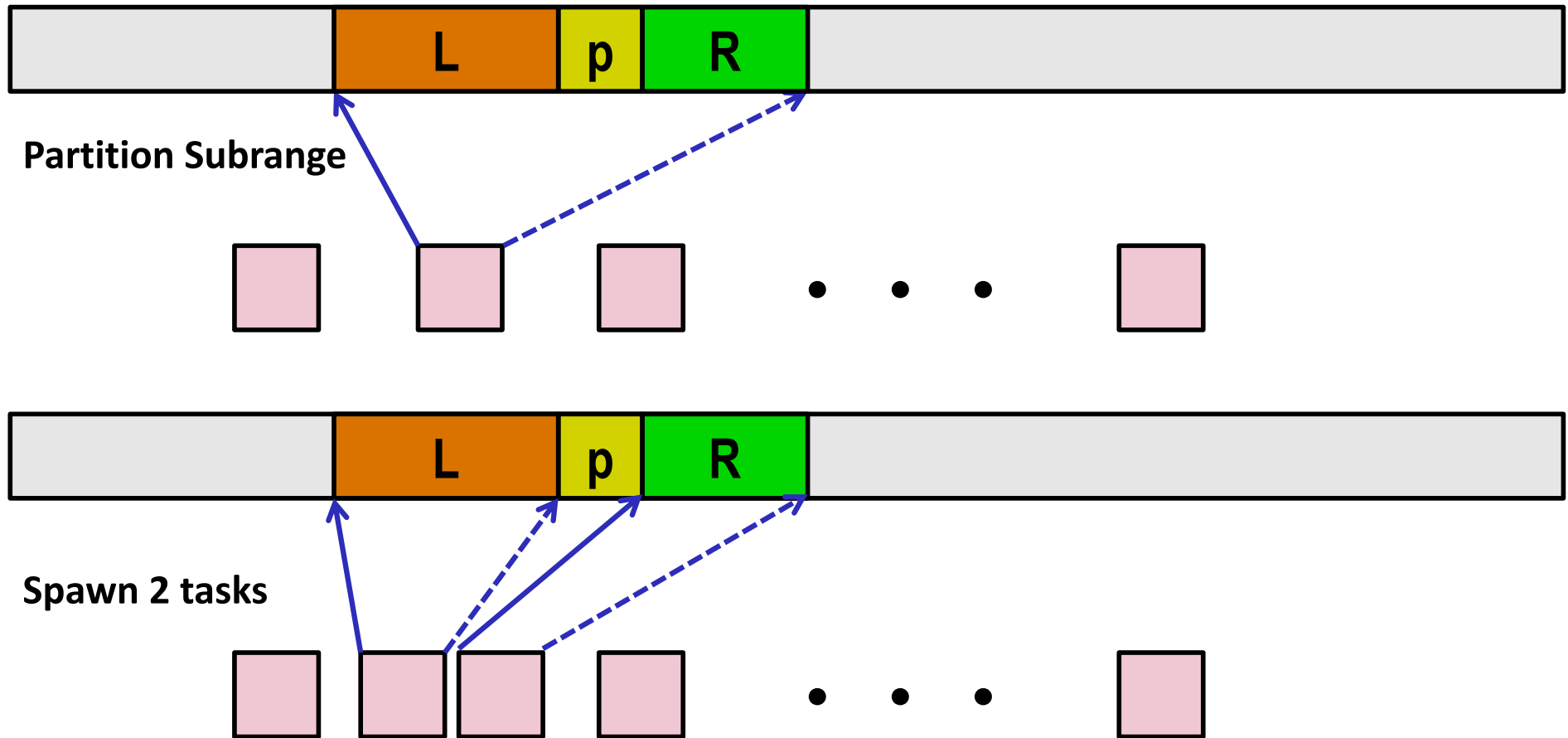
- **Task: Sort subrange of data**
 - Specify as:
 - **base**: Starting address
 - **nele**: Number of elements in subrange
- **Run as separate thread**

Small Sort Task Operation



- Sort subrange using serial quicksort

Large Sort Task Operation



Top-Level Function (Simplified)

```
void tqsort(data_t *base, size_t nele) {  
    init_task(nele);  
    global_base = base;  
    global_end = global_base + nele - 1;  
    task_queue_ptr tq = new_task_queue();  
    tqsort_helper(base, nele, tq);  
    join_tasks(tq);  
    free_task_queue(tq);  
}
```

- Sets up data structures
- Calls recursive sort routine
- Keeps joining threads until none left
- Frees data structures

Recursive sort routine (Simplified)

```
/* Multi-threaded quicksort */
static void tqsort_helper(data_t *base, size_t nele,
                          task_queue_ptr tq) {
    if (nele <= nele_max_sort_serial) {
        /* Use sequential sort */
        qsort_serial(base, nele);
        return;
    }
    sort_task_t *t = new_task(base, nele, tq);
    spawn_task(tq, sort_thread, (void *) t);
}
```

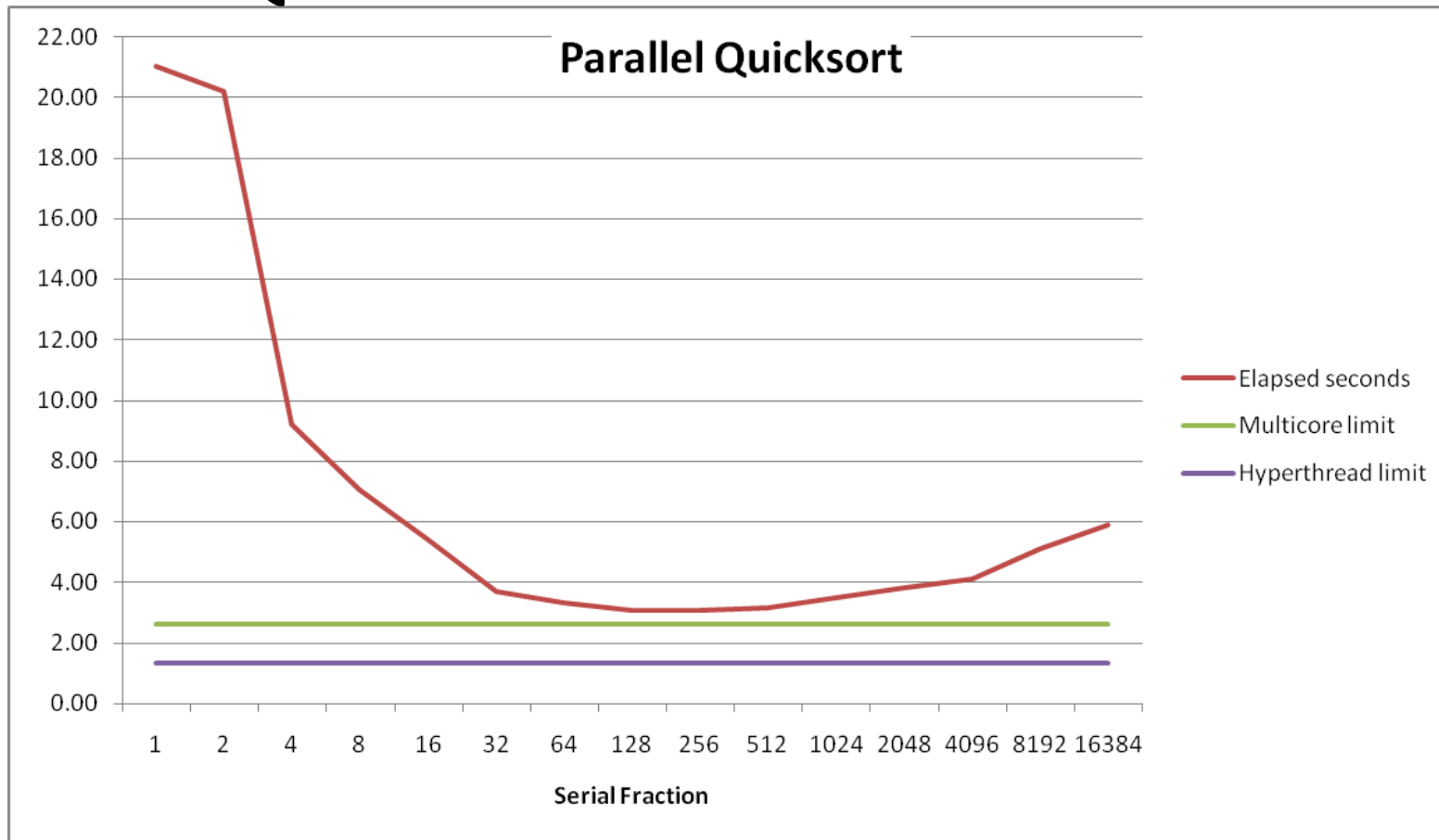
- Small partition: Sort serially
- Large partition: Spawn new sort task

Sort task thread (Simplified)

```
/* Thread routine for many-threaded quicksort */
static void *sort_thread(void *vargp) {
    sort_task_t *t = (sort_task_t *) vargp;
    data_t *base = t->base;
    size_t nele = t->nele;
    task_queue_ptr tq = t->tq;
    free(vargp);
    size_t m = partition(base, nele);
    if (m > 1)
        tqsort_helper(base, m, tq);
    if (nele-1 > m+1)
        tqsort_helper(base+m+1, nele-m-1, tq);
    return NULL;
}
```

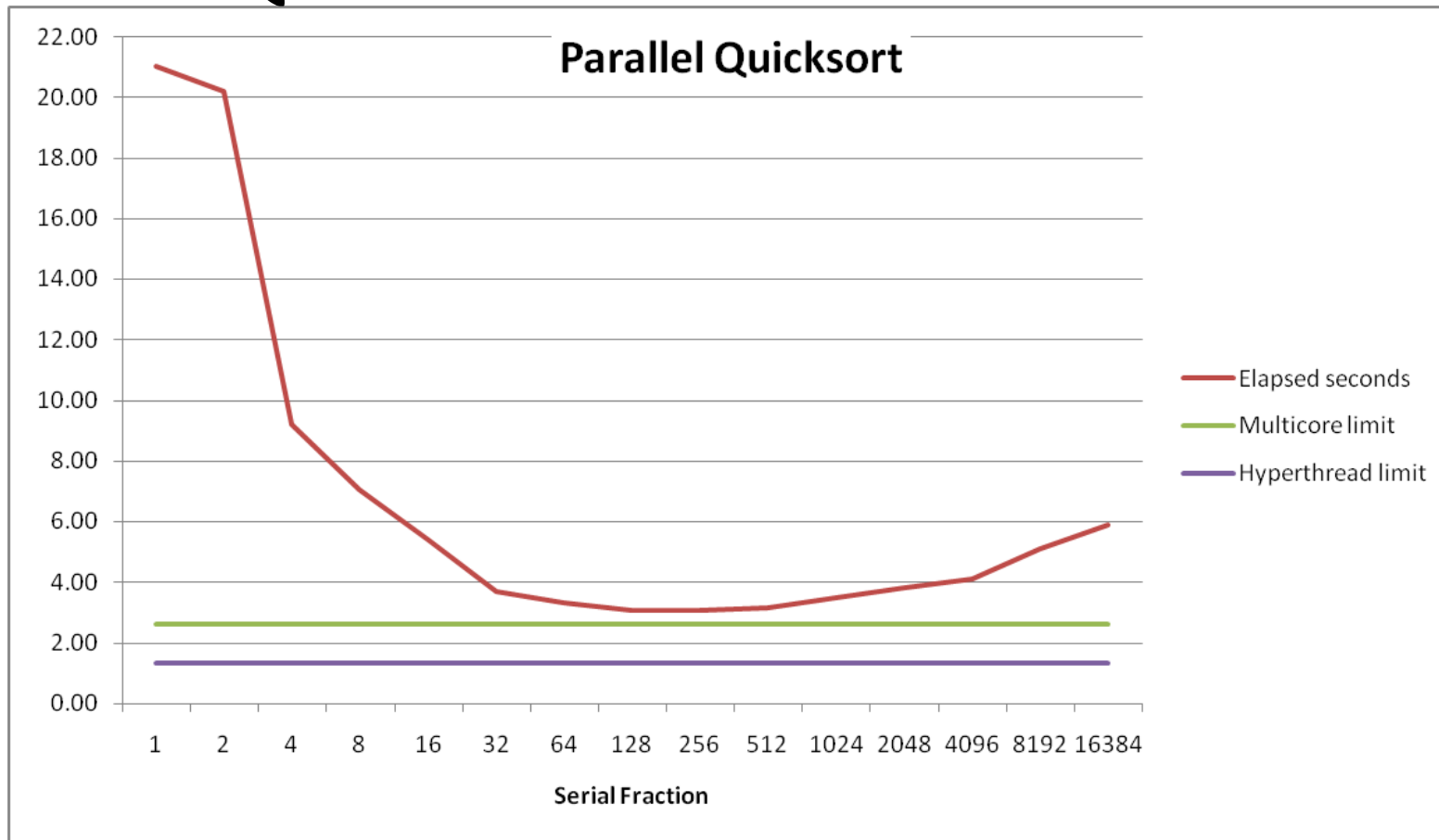
- Get task parameters
- Perform partitioning step
- Call recursive sort routine on each partition

Parallel Quicksort Performance



- Serial fraction: Fraction of input at which to do serial sort
- Sort 2^{27} (134,217,728) random values
- Best speedup = 6.84X

Parallel Quicksort Performance



■ Good performance over wide range of fraction values

- F too small: Not enough parallelism
- F too large: Thread overhead + run out of thread memory

Amdahl's Law & Parallel Quicksort

■ Sequential bottleneck

- Top-level partition: No speedup
- Second level: $\leq 2X$ speedup
- k^{th} level: $\leq 2^{k-1}X$ speedup

■ Implications

- Good performance for small-scale parallelism
- Would need to parallelize partitioning step to get large-scale parallelism
 - Parallel Sorting by Regular Sampling
 - H. Shi & J. Schaeffer, J. Parallel & Distributed Computing, 1992

Parallelizing Partitioning Step

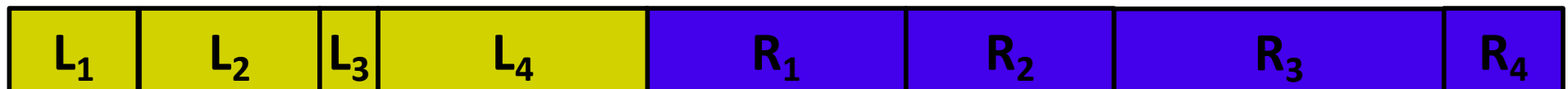


p

Parallel partitioning based on global p



Reassemble into partitions



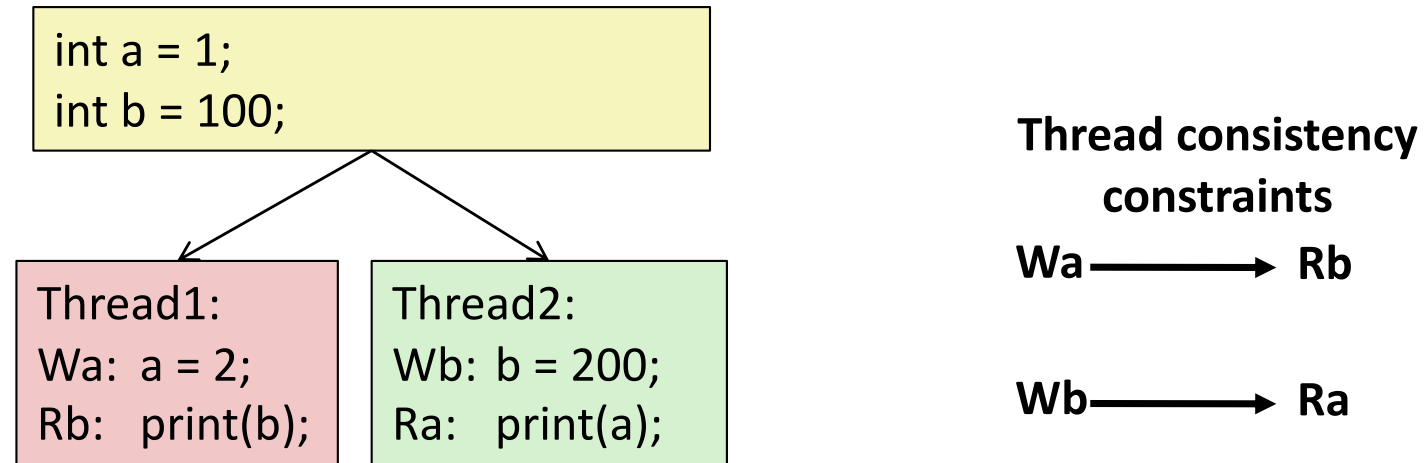
Experience with Parallel Partitioning

- **Could not obtain speedup**
- **Speculate: Too much data copying**
 - Could not do everything within source array
 - Set up temporary space for reassembling partition

Lessons Learned

- **Must have parallelization strategy**
 - Partition into K independent parts
 - Divide-and-conquer
- **Inner loops must be synchronization free**
 - Synchronization operations very expensive
- **Beware of Amdahl's Law**
 - Serial code can become bottleneck
- **You can do it!**
 - Achieving modest levels of parallelism is not difficult
 - Set up experimental framework and test multiple strategies

Memory Consistency



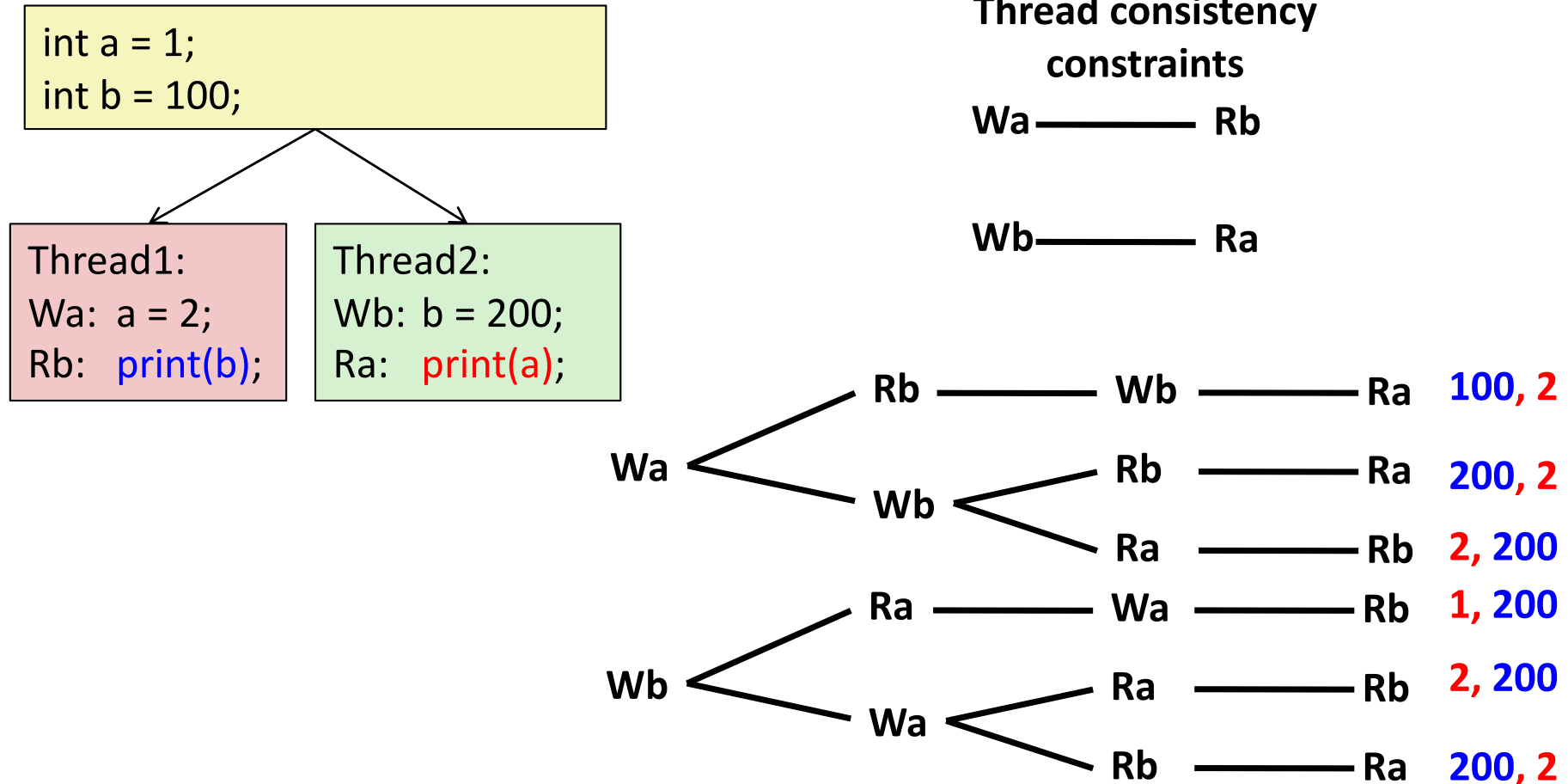
■ What are the possible values printed?

- Depends on memory consistency model
- Abstract model of how hardware handles concurrent accesses

■ Sequential consistency

- Overall effect consistent with each individual thread
- Otherwise, arbitrary interleaving

Sequential Consistency Example

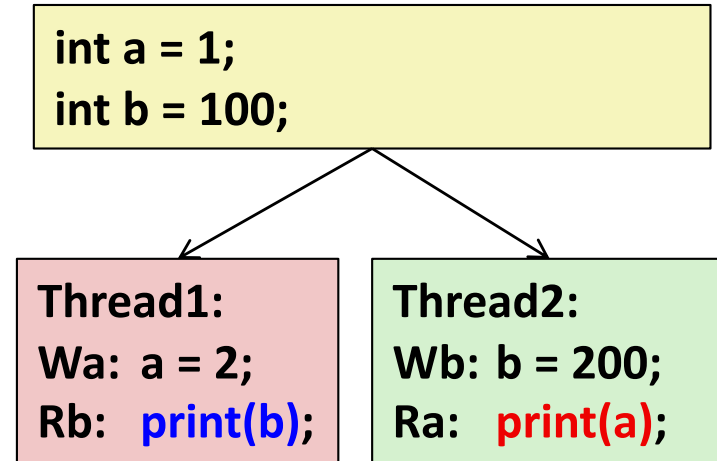
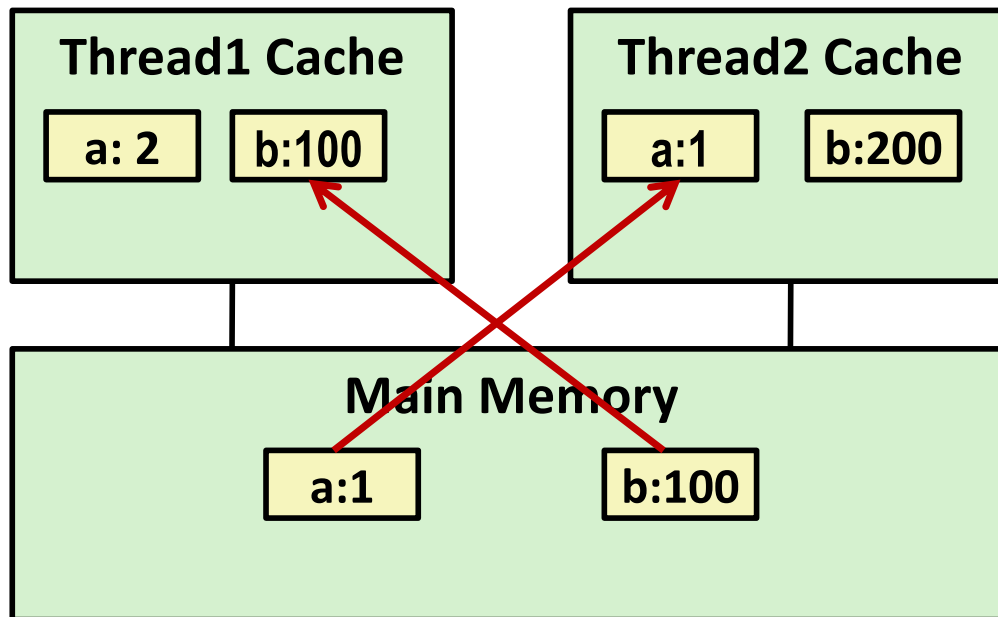


■ Impossible outputs

- 100, 1 and 1, 100
- Would require reaching both Ra and Rb before Wa and Wb

Non-Coherent Cache Scenario

- Write-back caches, without coordination between them



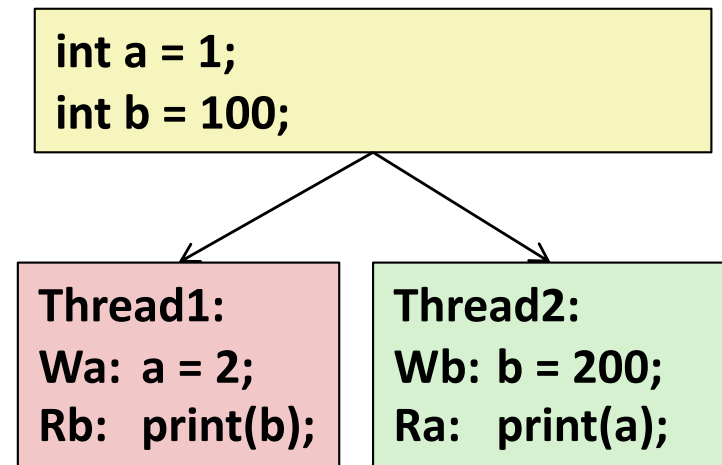
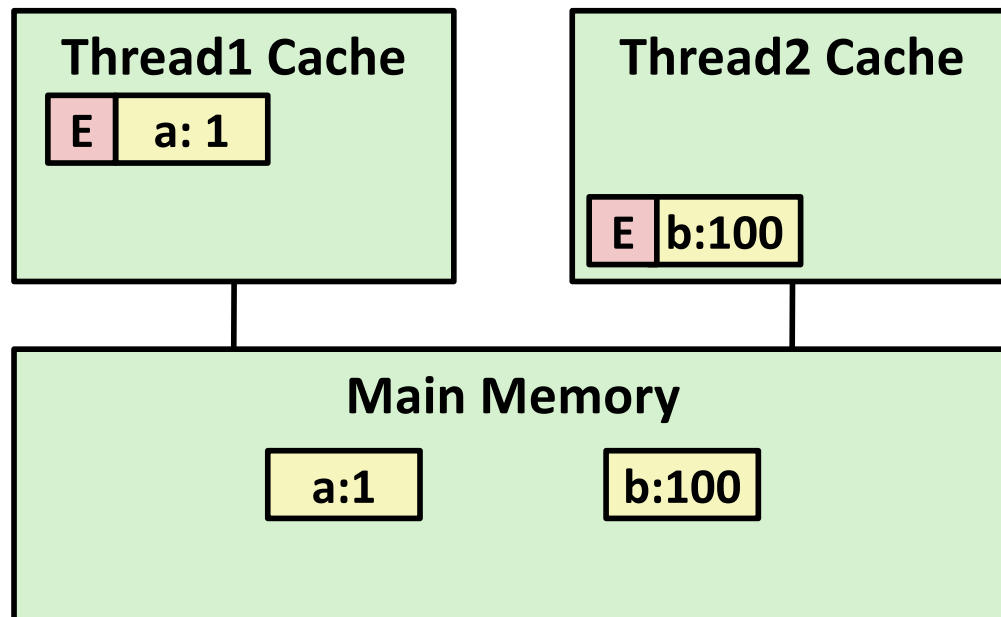
print 1

print 100

Snoopy Caches

■ Tag each cache block with state

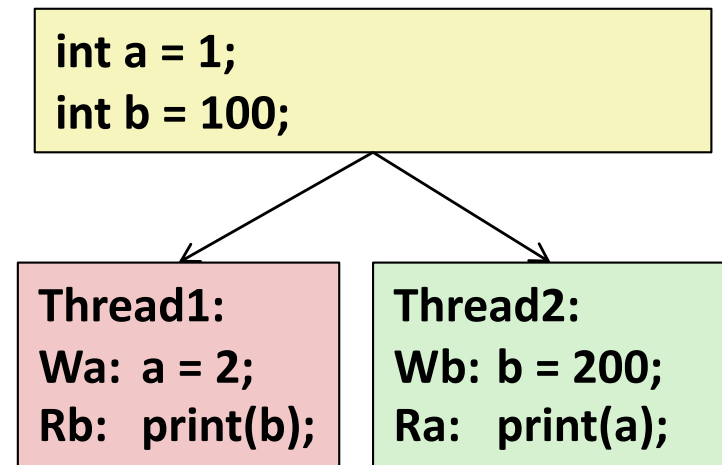
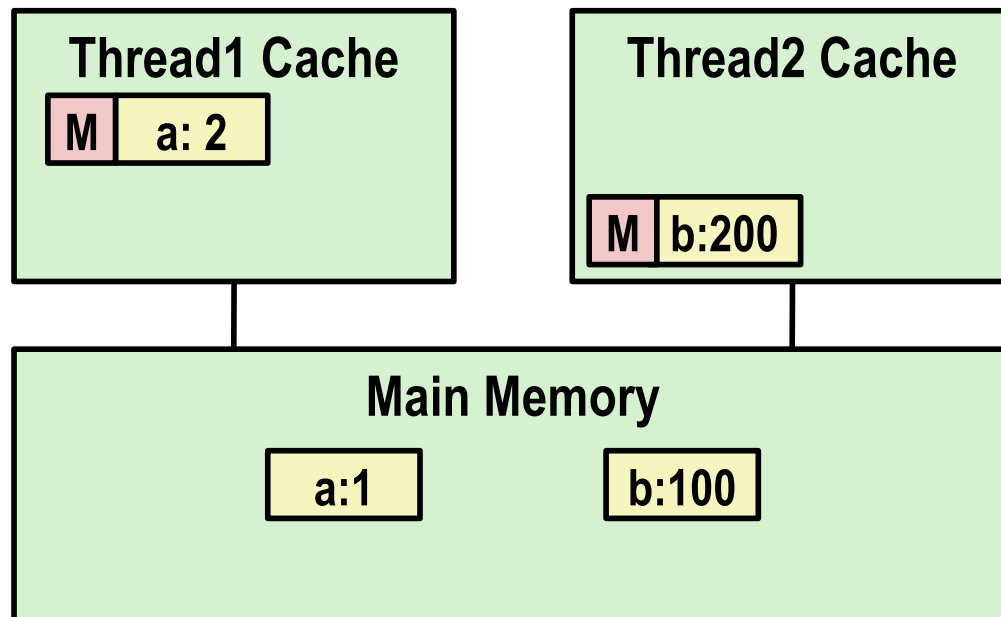
Invalid	Cannot use value
Shared	Readable copy
Exclusive	Writeable copy



Snoopy Caches

■ Tag each cache block with state

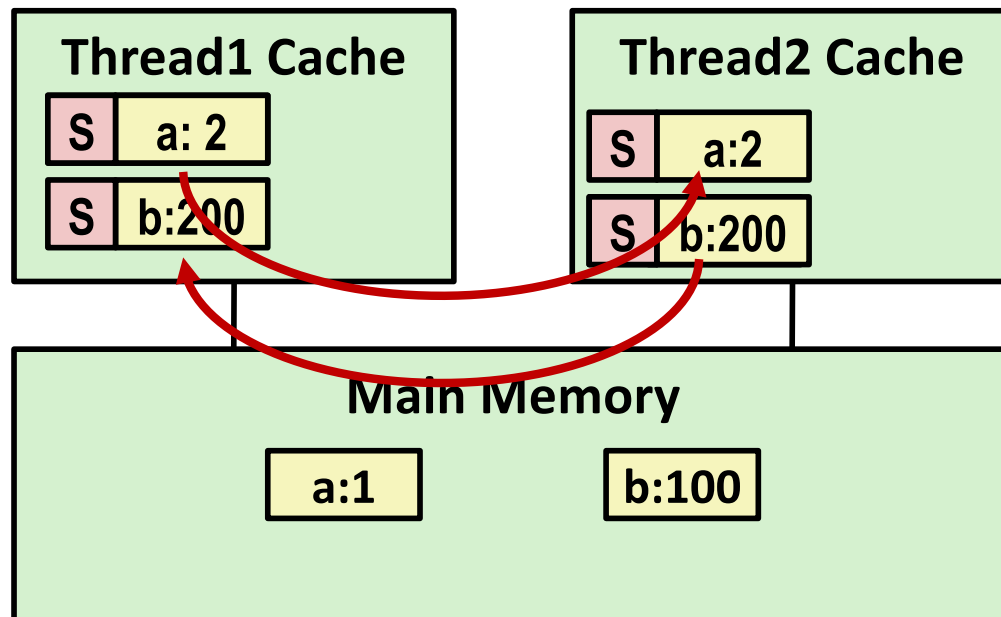
Invalid	Cannot use value
Shared	Readable copy
Modified	Writeable copy



Snoopy Caches

■ Tag each cache block with state

Invalid	Cannot use value
Shared	Readable copy
Exclusive	Writeable copy



```
int a = 1;  
int b = 100;
```

Thread1:
Wa: a = 2;
Rb: **print(b);**

Thread2:
Wb: b = 200;
Ra: **print(a);**

print 2

print 200

- When cache sees request for one of its E-tagged blocks
 - Supply value from cache
 - Set tag to S

Memory Consistency

- **Sequentially Consistent:**

- Each thread executes in proper order, any interleaving

- **To ensure, requires**

- Proper cache/memory behavior
- Proper intra-thread ordering constraints

- **Thread ordering constraints**

- Use synchronization to ensure the program is free of data races